



Tuesday, June 4, 2019


Where did the time go... Only 18 school days left... Wow!

Final Exams (7-9)

The Grade 7-9 Final Exam schedule is listed below. Please encourage your child to place their best efforts into their studies. Preparation and study should already be happening for these exams.

You can help your child perform their best by:

1. Providing a distraction free study area at home
2. Help your child create and maintain a study schedule
3. Encouraging them to take studying seriously and to do their best



Wednesday, June 19		Thursday, June 20		Friday, June 21	
8:40-10:40	ELA 9 Science 7-8	8:40-10:40	Math 9 ELA 7-8	8:40-10:40	Science 9 Math 7-8
12:35-2:30	Open Tutorial	12:35-2:30	Open Tutorial	12:35-2:30	Open Tutorial

Please note these expectations for exam days:

1. Students should arrive on time and with all necessary tools to write the exams (i.e. pencils, erasers, calculators, etc.). Students are not permitted to share items during the exam (i.e. lending an eraser or calculator); they must have their own items.
2. Exams will be written in the morning from **8:40-10:40am**. The gym will be used as a common exam room for all students; desks will be moved into the gym.
3. Students who are finished their exams are permitted to leave the exam room at 10:40am. **If students wish to leave school at that time, they must sign out at the office with a parent's permission; a letter or phone call to the school is also required if your child wishes to walk home.**
4. There will be no regular classes in the afternoon. Students should only attend tutorial sessions if they require specific tutorial help; this needs to be pre-arranged with the teacher.

Grade 7-9: Incomplete Assignments

Every piece of assigned student work is important for evaluation. If your child has not submitted important required assignments, he/she may receive an ***incomplete*** for the course. ***It is the responsibility of the child to submit all incomplete items.*** Please make sure that your child has all necessary work submitted.

Used Clothing Drive

We need to reach 500! Dig out your closets and get rid of unwanted, worn out, or out-grown stuff. We accept anything cloth...clothes, old blankets, curtains, table cloths, etc. We also accept shoes and boots. ***Please do not drop off these items: housewares, skates, metal or sharp items, or breakable items.***



Pack these items into a sturdy household garbage bag and drop them off at the school. **Please do not over-stuff bags...3/4 full is fine...over-stuffed bags tend to burst open more easily. We have a large, red used-clothing bin in front of the school; it is accessible 24/7! Please do not throw loose items into the bin.**

Spring Concert



Our Spring Concert is scheduled to go ahead on **Tuesday, June 11th** at **7:00pm**. Our students have been busy practicing their voices and instruments and will showcase their progress in our music program. We would like to have all students involved in the concert at the school by **6:40pm**.

Doors will not open until 6:30pm.

Admission will be **\$5.00 per person**. There is no admission cost for Hillview Academy students who are involved in the concert. We look forward to seeing you there.

School Closed – Friday, June 14

School will be closed for all students on Friday, June 14.

Field Trips and Other Year End Events

Field trips and year-end events are being planned for several groups. Note the calendar for dates. Details will follow later.


Year End Assembly

At 11:00am on June 27th, we will be having our annual year end awards assembly. Award presentations and photo slide show will be happening at that time. Student will be dismissed for the summer break at the end of the assembly.

There is no school for students on Friday, June 28th.

Home/School Communication...Staying in Touch.

Getting up-to-date and pertinent information from us to you is high priority for us. We use a number of methods to get messages home to you, depending on the nature and urgency of the information.



One of the best ways to stay in touch with your child's day-to-day student life (i.e. school work, behavior, etc.) is to make a practice of reading their **Student Agendas**. The Agenda is a great way of relaying messages to the homeroom teacher and staying in touch with school work. Teachers really appreciate it when you sign the Agenda; this verifies that you have read it.

Of course, **Phone Calls** to the school/teacher are still welcome. If you would rather meet a teacher face-to-face, please call ahead and arrange for an appointment. The school uses an automated calling system (*SchoolConnects*) to get emergency messages to everyone quickly (i.e. emergency closures, weather events, etc.); the system is also used to relay information about other upcoming events at the school. It is important that you have accurate phone contact information on file at the school in order to receive our call-out messages.




We have also added **Text Messaging** (SMS) as a means of getting our messages out. If you would like to subscribe to this service, please note the instructions further below in this memo.



Our **Web Page** also highlights important emergency events and is also used to note recent school news and upcoming events. There is also a *Contact Us* option if you would like to send us an email. Frequently used school documents, forms and recent memos are also kept on the site for you to access and download when needed. Find us at www.hillviewacademy.com.

For social network users, the school has a **Twitter** site that gets updated with school news and events as well; you can follow us using the handle **@hillviewacademy**. Twitter has become one of the foremost means of sharing information quickly. In addition, you do not need your own Twitter account to access our information...simply go to www.twitter.com/hillviewacademy from any web browser; the homepage may ask you to log-in, but simply cancel this request and you will be able to view all of the school's "tweets". Our tweets are also posted to our webpage.



We have made a move to reduce our use of **paper memos**. If you require a paper copy of a memo, please call the school.

Take Advantage of our Text Messaging Service

Our school utilizes the *SchoolMessenger*[®] system to deliver text messages, straight to your mobile phone with important information about events, school closings, safety alerts and more.

You can participate in this free service* just by sending a text message of "Y" or "Yes" to our district's short code number: 978338

You can also opt out of these messages at any time by simply replying to one of our messages with "Stop".

**Terms and Conditions – Message frequency varies. Standard message and data rates may apply. Reply HELP for help. Text STOP to cancel. Mobile carriers are not liable for delayed or undelivered messages. See schoolmessenger.com/txt for more info.*



Important PowerSchool Updates (7-9 students)

PowerSchool Has Moved!

On April 26, 2019, the school district moved the location of the PowerSchool application. As a result, your old PowerSchool web access and phone app may no longer work. The instructions for updating your PowerSchool access are outlined below.

If you have forgotten your username/password, OR if you are a first time user, you can request your Parent/Student access information from the school. Due to privacy concerns, username and password information will only be distributed through individual request; please call or email the school if you would like to get a copy of your Parent/Student access information.

Parent and Student Access

From the School Board's public web site (www.nlesd.ca), Parents and Students can select the PowerSchool Login from the main page.

The screenshot shows the homepage of the Newfoundland & Labrador English School District. At the top left is the logo with the text "Newfoundland & Labrador English School District". To the right is a quote: "Hold fast to dreams, for if dreams die, Life is a broken-winged bird that cannot fly." by Langston Hughes. Below the header is a navigation menu with links for ABOUT, STUDENTS & FAMILIES, SCHOOLS, PROGRAMS, and CONTACT. The main content area features a large banner for "Have a Safe and Happy Easter Break!" with a cartoon rabbit and an Easter egg. Below the banner, a blue bar states "SCHOOLS ARE CLOSED FOR EASTER ON FRIDAY, APRIL 19 AND RE-OPEN MONDAY, APRIL 29, 2019". The page is divided into several sections: "STUDENTS & Families" (with links to PowerSchool, K-6 Report Card Guide, Kindergarten, Social Media Safety, French Immersion, and Student Insurance), "SCHOOLS & Transportation" (with links to School Directory, Schools Location Map, School Status Report, School Calendar, Busing/Transportation, and Catchment Viewer), "QuickLinks" (with links to CONTACT US, Staff Directory, Office Locations, Research Requests, Policies, Employment, and FAQs), "Announcements", "School News", and "Media Releases". On the right side, there is a vertical sidebar with links to "School Review Process 2018-19", "The STAFF Room", "STUDENT Transportation", "JOB Opportunities", "Business with NLESD Tenders & Vendor Info", "School STATUS Report", and "PowerSchool Login". The "PowerSchool Login" link is circled in red.

Alternatively, you can use the following URL address and go to the new web site directly.

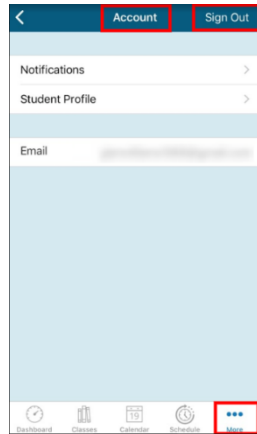
- <https://nlsis.powerschool.com>

Be sure to change any saved bookmarks.

PowerSchool Mobile App

Recently, the school district has moved PowerSchool to a cloud environment with a new domain. As a result, you will have to update the PowerSchool mobile app on your mobile device. Please refer to the steps below on how to update the PowerSchool mobile app so it syncs with the new server:

1. Sign out of the PowerSchool Mobile app. To do this go to More> Account > Sign Out

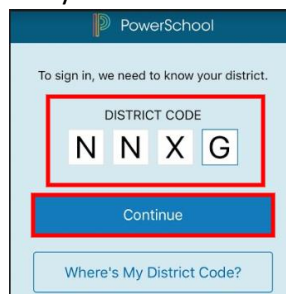


2. Take note of the Username for your PowerSchool parent/guardian account for future reference.



3. Uninstall and reinstall the PowerSchool mobile app on your device. You can download the app from the *Appstore* or *GooglePlay*...just search "PowerSchool Mobile".

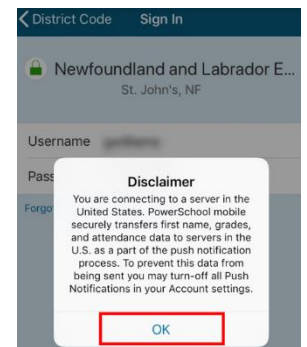
4. Open the PowerSchool app and enter the District Code NNXG. Select Continue when you are done.



5. On the Sign In screen enter the Username and Password for your parent/guardian account. Use the ***Forgot Username or Password?*** link if you have forgotten your username and/or password and follow the onscreen directions.





6. On initial login, you will receive the following disclaimer. Please note that the PowerSchool server that you are connecting to via the PowerSchool mobile app is in Canada and not the United States. Select OK to continue with mobile access to names, courses, grades and attendance for your child(ren).



Please contact the school administration if you have any questions or issues with access to student data once you have updated the PowerSchool mobile app.

Hillview Academy

June, 2019

Sun	Mon	Tue	Wed	Thu	Fri	Sat
2	3 (4)	4 (5)	5 (6)	6 (7)	7 (8)	8
9	10 (1)	11 (2) Spring Concert @ 7:00	12 (3)	13 (4)	14 (5) School Closed – Teacher day only	15
16 Father's Day	17 (6) Outing to Gander (3-6)	18 (7) Outing to GFW (K-2)	19 (8) Final Exams 7-9	20 (1) Final Exams 7-9	21 (2) Final Exams 7-9  First Day of Summer	22
23	24 (3)	25 (4) Outdoor Fun Day	26 (5) Gr 9 Year End Social	27 (6) Last Day for Students Year End Report Cards Awards Assembly @ 11:00	28 (7) School Closed for Students – Teacher Admin Day	29
30	1 Canada Day!	2	3	4	5	6
School Closed for Summer Break!						
					 Follow us on Twitter! @hillviewacademy	